

**YOUR NEIGHBORHOOD  
YOUR FUTURE**

Welcome



## ~Notice to Paid Representatives~

If you are compensated to monitor, attend, or speak at this meeting, City law may require you to register as a lobbyist and report your activity. See Los Angeles Municipal Code §§ 48.01 *et seq.* More information is available at [ethics.lacity.org/lobbying](http://ethics.lacity.org/lobbying). For assistance, please contact the Ethics Commission at (213) 978-1960 or [ethics.commission@lacity.org](mailto:ethics.commission@lacity.org).

---

## ~ Aviso de Cabileo ~

Si recibe compensación por monitorear, asistir, o hablar en esta reunión, la ley de la Ciudad puede exigirle que se registre como cabildero/a (lobbyist) e informe su actividad. *Favor de referirse al* Los Angeles Municipal Code §§ 48.01 *et seq.* Mas información disponible en [ethics.lacity.org/lobbying](http://ethics.lacity.org/lobbying). Para asistencia, contacte a la Comisión de Ética (213) 978-1960 o [ethics.commission@lacity.org](mailto:ethics.commission@lacity.org).



A black and white photograph of four children jumping in a line on a paved surface. They are holding hands and their arms are outstretched. The child on the far left is wearing a dark jacket and jeans, while the others are wearing light-colored hoodies. Their shadows are cast on the ground. In the background, there is a body of water, trees, and buildings under a clear sky.

# **Federal Grants for L.A. Housing & Community Development 2021-22**

**Presented By  
Los Angeles Housing & Community Investment Department**

**April 7<sup>th</sup>, 2021**

# YOUR NEIGHBORHOOD YOUR FUTURE

Welcome &  
Introduction

What is the  
Consolidated  
Plan

Mayor's Proposed  
Consolidated Plan  
Budget 2021-22

Questions/  
Comments

Closing  
Remarks



Ann Sewill  
General Manager  
Los Angeles  
Housing & Community  
Investment Department



Bernard Oro  
Management Aide  
Consolidated Plan Division  
Los Angeles  
Housing & Community  
Investment Department



Kiana Taheri  
Executive Officer to the  
Deputy Chief of Staff  
Los Angeles  
Mayor's Office



Angela Peavy  
Senior Management Analyst  
Consolidated Plan Division  
Los Angeles  
Housing & Community  
Investment Department





Abigail Marquez  
Assistant General Manager  
Community Services &  
Development  
Los Angeles  
Housing & Community  
Investment Department



# What is the Consolidated Plan (ConPlan)?



Local  
Neighborhoods  
& Community  
Based  
Organizations



The federal government provides grant funds to benefit residents with low to moderate income through a variety of housing & community development programs.

The City prepares and submits a plan for how the funds will be used.  
"Consolidated"  
4 grants in 1 plan

Housing + Community Investment Department (HCID) administers funds on behalf of the City.

Support services, programs, housing, and neighborhood improvements

# What will the Consolidated Plan funds be used for?

Develop  
Affordable  
Housing

Preserve Existing  
Affordable  
Housing

Stabilize and  
Revitalize  
Neighborhoods

Prevent and  
Reduce  
Homelessness/  
Domestic Violence

Improve Local  
Economy for  
Low-Income  
Residents

Help Low-Income  
Families to Stabilize  
Economically

Very Important, but not funded by these grants





A black and white photograph of four children jumping in a circle on a paved surface. They are holding hands, and their shadows are cast on the ground. Overlaid on the image is a diagram with a central dark blue circle and four surrounding colored circles (yellow, green, light blue, and dark blue) connected by lines. The background shows a body of water and a city skyline under a clear sky.

HOPWA

CDBG

YOUR  
NEIGHBORHOOD  
YOUR FUTURE

ESG

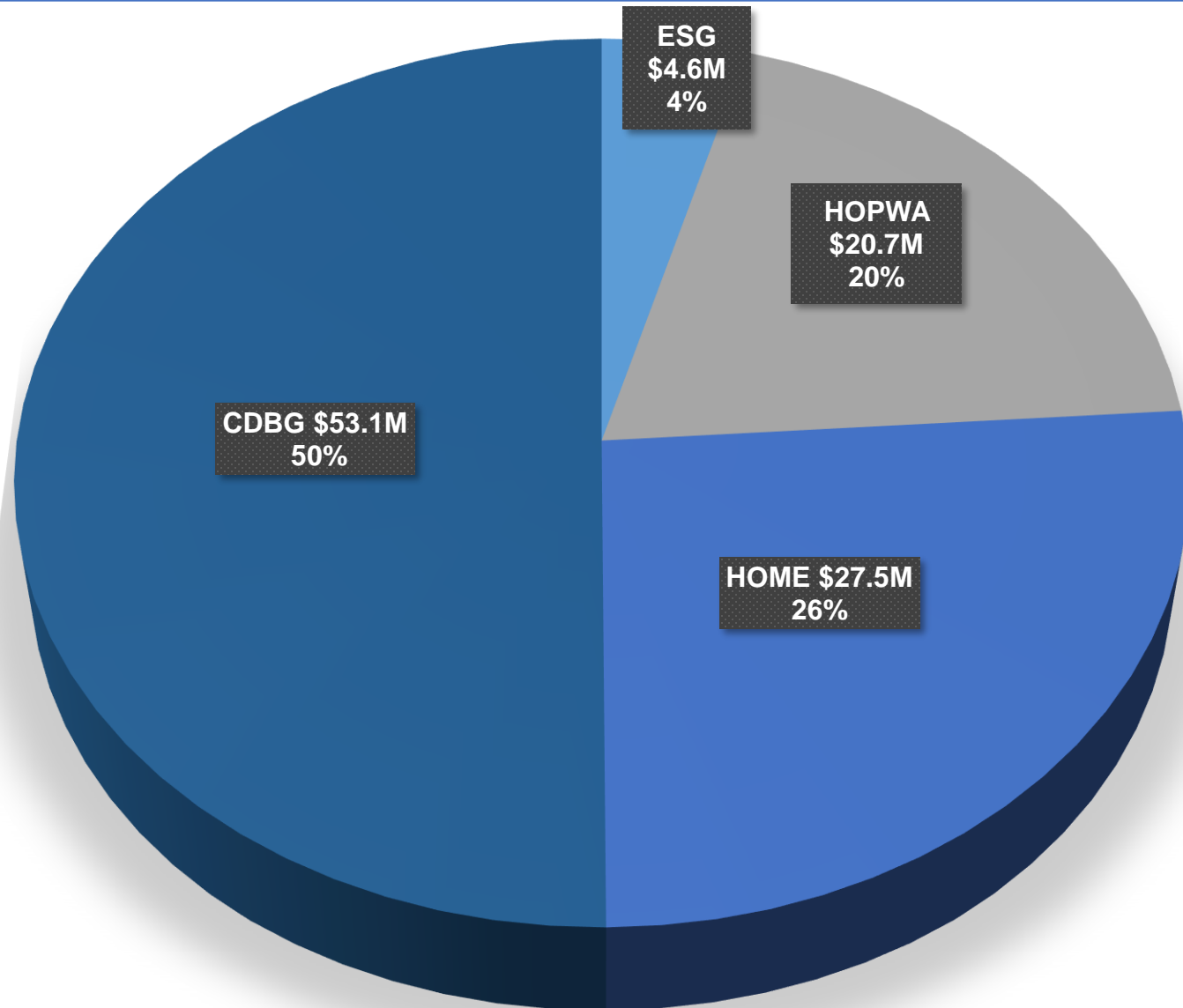
HOME



# Grant Amounts from U.S. Department of Housing and Urban Development (HUD)

	<b>CDBG</b>	<b>HOME</b>	<b>ESG</b>	<b>HOPWA</b>	<b>Total</b>
<b>2021-22 (PY 47)</b>	<b>\$53,161,351</b>	<b>\$27,561,363</b>	<b>\$4,633,822</b>	<b>\$20,734,278</b>	<b>\$106,090,814</b>
2020-21 (PY 46)	\$54,326,507	\$28,158,891	\$4,688,518	\$19,812,205	\$106,986,121
\$ Change from 2020	(\$1,165,156)	(\$597,528)	(\$54,696)	\$922,073	(\$895,307)
% Change from 2020	-2.19%	-2.16%	-1.18%	4.44%	-0.84%

# Funding for 2021-22



- Community Development Block Grant (CDBG)
- HOME Investment Partnership Program (HOME)
- Housing Opportunities for Persons w/AIDS (HOPWA)
- Emergency Solutions Grant (ESG)



# Develop Affordable Housing

Program Year	Total Units
42, 2016-2017	715
43, 2017-2018	684
44, 2018-2019	679
Three-Year Total	2,078

## ARLINGTON SQUARE

Completed 2017 – HOPWA Funded




# Develop Affordable Housing





# Develop Affordable Housing



Program Year	Total People
42, 2016-2017	59
43, 2017-2018	49
44, 2018-2019	104
Three-Year Total	212



# Preserve Existing Affordable Housing



Program Year	Total Homes
42, 2016-2017	37
43, 2017-2018	161
44, 2018-2019	88
Three-Year Total	286





# Stabilize and Revitalize Neighborhoods



**BEFORE  
CONSTRUCTION**




**AFTER**





# Stabilize and Revitalize Neighborhoods

## IMPROVED STREETS





# Stabilize and Revitalize Neighborhoods



Before

People Assisted by Street Lighting

Program Year	Total People
42, 2016-2017	11,995
43, 2017-2018	8,190
44, 2018-2019	18,449
Three-Year Total	38,634

Street Lights Built


Program Year	Total Lights
42, 2016-2017	129
43, 2017-2018	210
44, 2018-2019	192
Three-Year Total	531



After



# Stabilize and Revitalize Neighborhoods



AFTER

Program Year	Total Facilities
42, 2016-2017	12
43, 2017-2018	15
44, 2018-2019	19
Three-Year Total	46






# Stabilize and Revitalize Neighborhoods

**Before/During Construction**



**SKATE PARKS**



**After**





# Prevent and Reduce Homelessness/Domestic Violence



# Prevent and Reduce Homelessness/Domestic Violence





# Prevent and Reduce Homelessness/Domestic Violence





# Improve Local Economy for Low-Income Persons



# Improve Local Economy for Low-Income Persons

## Jobs Created or Retained

Program Year	Total Jobs
42, 2016-2017	854
43, 2017-2018	1,283
44, 2018-2019	1,904
Three-Year Total	4,041

## Businesses Assisted

Program Year	Total Businesses
42, 2016-2017	29
43, 2017-2018	439
44, 2018-2019	11
Three-Year Total	479

## BusinessSource Program





# Improve Local Economy for Low-Income Persons






# Help Low-Income Families To Stabilize Economically





# Help Low-Income Families To Stabilize Economically





# Help Low-Income Families To Stabilize Economically

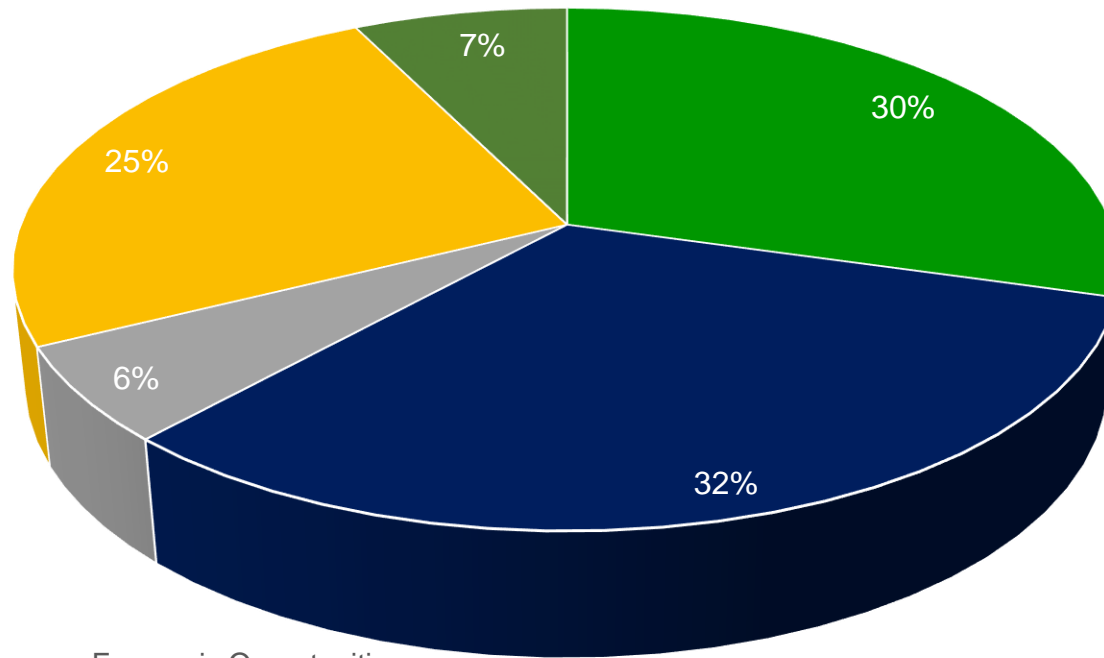
Program Year	Total People
42, 2016-2017	61,856
43, 2017-2018	45,061
44, 2018-2019	44,515
Three-Year Total	151,432



# Your Input Matters....What Did You Say?

## PY 47 2021-2022 Fall Public English Meeting

If given the opportunity today, how or where would you spend the money?  
Choose only your top 3



- Economic Opportunities
- Social Services /Help people recover from COVID-19 recession
- Neighborhood Facilities
- Housing Developments
- Infrastructure Improvements



# CARES Act Funding PY46 (2020-21) Allocations

Grant	Total funds awarded
CDBG-CV	\$71,129,782
ESG-CV	\$183,598,812
HOPWA-CV	\$2,883,240
HOPWA-C-CV	\$167,434
TOTALS	\$257,779,268

# CARES Act Funding Examples

Eviction  
Defense  
Program

LA RISE  
(Job Training)

Tech2go  
(Mobile  
Hotspots)

[Hcidla.lacity.org/community-resources/changes-to-plans](https://Hcidla.lacity.org/community-resources/changes-to-plans)



# CARES Act Funding Example



# CARES Act Funding Example



Child Care



# Highlighted Resources

- **EWDD Small Business Resources**  
<https://ewddlacity.com/index.php/local-business/finance>
- **To book an appointment for tax preparation**  
[FreetaxprepLA.com](http://FreetaxprepLA.com)
- **To find accessible and affordable housing in LA**  
[lahousing.lacity.org](http://lahousing.lacity.org)
- **For low-cost internet services, access to computers, and digital literacy services**  
<https://getconnectedlosangeles.lacity.org/>



## Request City services

- Call 311
- Call (213) 473-3231
- [MyLA311.lacity.org](http://MyLA311.lacity.org)
- MyLA311 mobile app





# Mayor's Proposed Consolidated Action Plan Budget for 2021-22

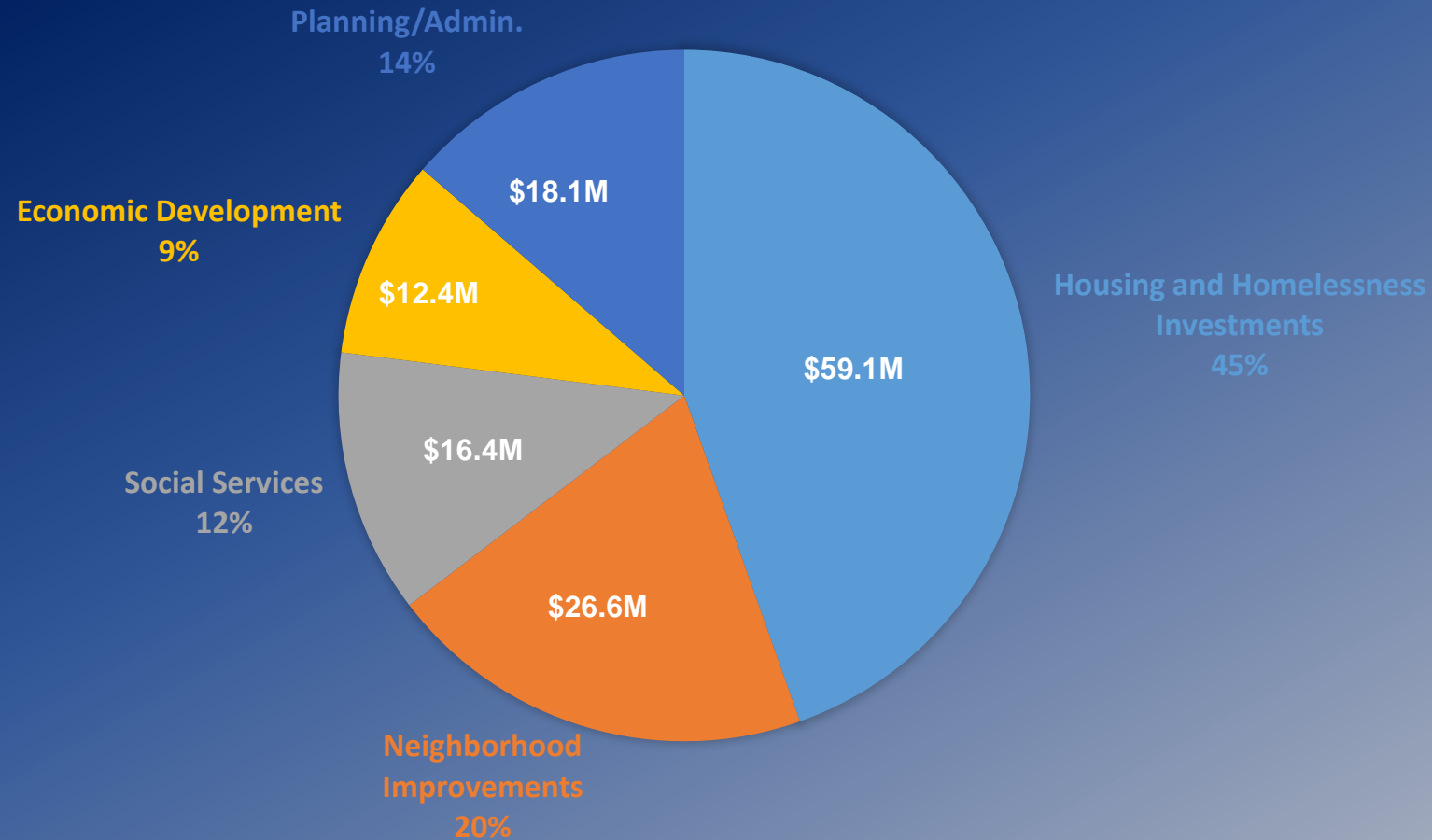
Program Year 47

# 2021-22 Con Plan Budget

Consolidated Plan Federal Grants	Grant Amounts	Prior Year Savings + Program Income	Total Resources
Community Development Block Grant (CDBG)	\$53,161,351	\$16,491,562	\$69,652,913
HOME Investment Partnerships (HOME)	\$27,561,363	\$7,519,000	\$35,080,363
Emergency Solutions Grant (ESG)	\$4,633,822	N/A	\$4,633,822
Housing Opportunities for Persons w/AIDS (HOPWA)	\$20,734,278	\$2,506,827	\$23,241,105
<b>Total Budget</b>	<b>\$106,090,814</b>	<b>\$26,517,389</b>	<b>\$132,608,203</b>



# 2021-22 Con Plan Budget by Category



# Combating Homelessness and Increasing Access to Affordable Housing

The Mayor has curated a budget to restore and expand the social safety net:

- USC Street Medicine Team for Unhoused Angelenos
- Mount Tabor Shower Trailer
- Continued Investment in Affordable Housing Managed Pipeline
- Continued Support of the LAHSA Homeless Shelter, Services and the Rapid Rehousing Program

**\$59.1  
Million**





# Public Safety

- Domestic Violence Housing and Restraining Order Clinic - \$200K
- Domestic Violence & Human Trafficking Shelter Operations - \$2.7M
- Domestic Violence Crisis Housing Services - \$250K
- Streetlighting - \$2.6M

# Investing in Neighborhoods

➤ Parks and Recreation Centers:  
\$9.1M

➤ Street Lighting/Improvements:  
\$6.5M

➤ Addressing Deteriorating Properties:  
\$7.7M

Streetlighting  
Project in the  
Morella  
Neighborhood  
in the Valley





# Investing in Economic Development



Get Connected LA  
\$2.1M



Blue LA – Electric Car Share  
\$1.2M



Micro-Loan Program \$250K

Building the City's Creative Workforce \$270K



Sidewalk Vending Cart Program \$500K

# **YOUR NEIGHBORHOOD YOUR FUTURE**

LET'S STAY IN TOUCH

Email us at: [hcidla.planning@lacity.org](mailto:hcidla.planning@lacity.org)

<https://hcidla.lacity.org/community-resources/community-input>

<https://hcidla.lacity.org/about-us/subscribe-to-newsletters>

click Consolidated Plan to receive updates



**YOUR NEIGHBORHOOD  
YOUR FUTURE**

A photograph of four young women jumping joyfully on a reddish-brown track. They are holding hands and jumping in the air, with their shadows cast on the ground. The background shows a green field, trees, and buildings under a clear blue sky. The text "Closing Remarks" is overlaid at the bottom.

Closing Remarks



**YOUR NEIGHBORHOOD  
YOUR FUTURE**



Thank you for joining us

